

Declaration of conformity with EU Directives

The manufacturer **Stafsjö Valves AB, SE-618 95 Stavsjö Sweden**, declares that knife gate valve types **D2G, HG, HL, HP, HX, JTV, MV, RKO, SLF, SLH, SLV, SLX, TV, WB** and **XV** are manufactured in accordance with the requirements of the following EU Directives and standards:

- **Pressure Equipment Directive (PED) 2014/68/EU**

The valves comply with this directive. The conformity rating procedure used, is according to Annex III, category I and II module A2. The valve is CE marked when it is applicable.

Notified body: **TÜV NORD Scandinavia AB, Reg.-No. 2529**

Certificate no: **TNSE-PED-23-226**



- **Machinery Directive (MD) 2006/42/EC**



Non-manually actuated valves fulfil the demands in this directive as a “partly completed machine”. This declaration is considered as a Declaration of Incorporation, observe the table below. 2006/42/EC (MD) does not apply if the valve is manually actuated. The specific technical documentation for partly completed machine according to Annex VII, Part B can be provided electronically upon request from responsible authorities. The following harmonised standard have been used: EN ISO 12100:2010” Safety of machinery – General principles for design – Risk assessment and risk reduction”

- **ATEX Directive 2014/34/EU**

- For Group II, 3 G/D (zone 2 or 22)

The directive is fulfilled only when the valve is labelled with EX-marking.

For 3G   II 3_G Ex h IIC T6 ...T5 $\frac{Gc}{Gc}$
-20 °C ≤ T_a ≤ +60 °C

For 3D   II 3/3D Ex h IIC T68 °C ...T100 °C Dc/Dc
-20 °C ≤ T_a ≤ +60 °C

The ATEX directive 2014/34/EU does not apply if the valve is operated manually. The conformity rating procedure used is according to EN13463-5:2011 “Non-electric equipment intended for use in potentially explosive atmospheres – Part 5: Protection by constructional safety “C”


Stavsjö, May 2024



Maria Persson, General Manager

To comply with the Directives above, the following applies:

1. The use of the valve must comply with the <valve destination> defined in the “Original Installation and Service Instruction (“IS-VALVES_EN”) supplied with the valve and must follow all instructions in this manual. If this manual is not followed, the manufacturer may – in serious cases – be released from his product liability.
2. A separate declaration may be supplied for the actuator.
3. The valve shall not be put into operation until the facility owner has made the required risk analyses and declared compliance with the above Directives. Consideration must also be given to any separate actuator instructions.
4. Stafsjö Valves AB has made and documented the required risk analysis; the Stafsjö AB employee responsible for this documentation is Oskar Rüdow, see the manufacturer’s address.

Manufacturer STAFSJÖ Valves AB SE 61895 Stavsjö, Sweden, declares that a STAFSJÖ knife gate valve complies Directives 2006/42/EC as follows:	
Requirements as per Annex I of the Directive 2006/42/EC	
1.1.1, h) Valve destination	See original installation and service instruction.
1.1.2, c) foreseeable misuse	See original installation and service instruction, section B1 and C1.
1.1.2, d) protecting measures personnel	Same as the pipe section into which the valve is installed. See original installation and service instruction, section B1.
1.1.2, e) accessories for maintenance	No special tools are necessary.
1.1.3 material in contact with the fluid	All valve material in contact with media are specified in the order acknowledgement and/or on the valve’s marking. The relevant risk analysis is the responsibility of the user.
1.1.5 handling	See original installation and service instruction.
1.2 and 6.2. control system	Is the responsibility of the user in combination with the instruction of the actuator.
1.3.2 withstand to stresses	For parts under pressure: See declaration of conformity to the PED 2014/68/EU For functional parts: Ensured at contractual use of the valve.
1.3.4 sharp edges or angles	Requirements fulfilled.
1.3.7/.8 risks related to moving parts	Requirements are fulfilled at contractual use of the valve, see original installation and service instruction. Observe the warnings. Delivered gate guards must be installed on the valve. No maintenance is allowed when the pipe line is pressurized, or the automatic controlled actuator is connected. If the valve is modified by the customer (new actuator) necessary protective devices shall be installed. Ask Stafsjö for support.
1.5.1 – 1.5.3 energy supply	Is the responsibility of the user in combination with the instruction of the actuator.
1.5.5 contact to surface with high/low temp.	See warning in the “Original installation and service instruction”.
1.5.7 -explosion	 -protection may be necessary. This shall be confirmed in Stafsjö’s order acknowledgement. Observe the valve’s marking and relevant instruction from Stafsjö.
1.5.13 emission of dangerous substances	Not applicable at not dangerous fluids. For dangerous fluids: pay attention when re-tightening the gland box. Personal safety equipment may be necessary.
1.6. maintenance	See original installation and service instruction.
1.7.3 marking	Knife gate valve: see original installation and service instruction. Actuator: see actuator instruction.
1.7.4 service instruction	See original installation and service instruction and actuator instruction.
Requirements from Annex II	Automatically manoeuvred valves fulfil the demands in this directive as “partly completed machine”. This declaration is considered as a declaration of Incorporation.
Requirements from Annex III	The knife gate valve is not a complete machine. No CE marking for conformity with the directive 2006/42/EG.
Requirements from Annexes IV, VIII to XI	Not applicable.